

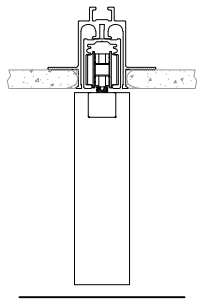
**MODULO RICHIESTA STUDIO BINARIO A SOFFITTO**  
**CEILING TRACK STUDY REQUEST FORM**  
**OBJEDNÁVKOVÝ PROTOKOL**



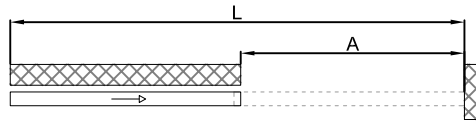
Riferimento / Reference: \_\_\_\_\_  
 Objednávka: \_\_\_\_\_

Data / Date: \_\_\_\_\_  
 Datum: \_\_\_\_\_

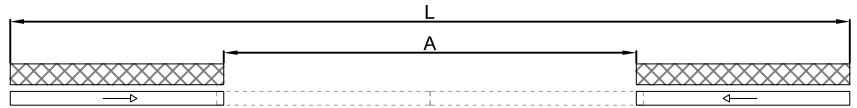
1 VIA  
 SINGLE  
 SINGLE



1 ANTA  
 1 DOOR  
 1 dveřní  
 křídlo



2 ANTE  
 2 DOORS  
 2 dveřní  
 křídla



INDICARE ALMENO UNA DELLE DUE MISURE:  
 INDICATE AT LEAST ONE OF THE TWO MEASURES:  
 Zadejte rozměry dveřního křídla:

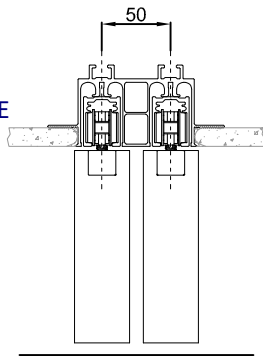
A= \_\_\_\_\_  L= \_\_\_\_\_

INDICARE LA PORTATA:  
 INDICATE THE MAX WEIGHT OF THE DOOR:  
 Zadejte max váhu dveří

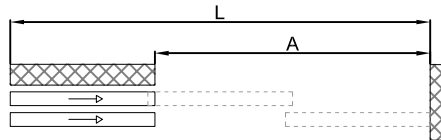
PORTATA 100 Kg  
 Max door Weight 100 Kg  
 Max váha 100 kg

PORTATA 150 Kg  
 Max door Weight 150 Kg  
 Max váha 150 kg

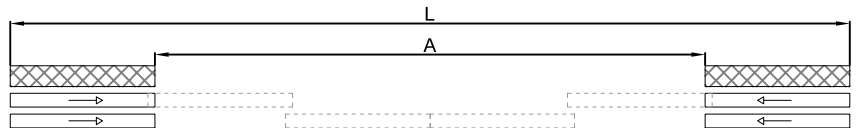
2 VIE  
 DOUBLE  
 DOUBLE



2 ANTE  
 2 DOORS  
 2 dveřní  
 křídla



4 ANTE  
 4 DOORS  
 4 dveřní  
 křídla



INDICARE ALMENO UNA DELLE DUE MISURE:  
 INDICATE AT LEAST ONE OF THE TWO MEASURES:  
 Zadejte rozměry dveřního křídla:

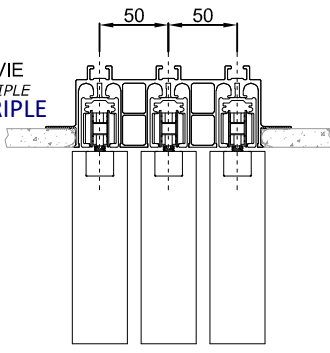
A= \_\_\_\_\_  L= \_\_\_\_\_

INDICARE LA PORTATA:  
 INDICATE THE MAX WEIGHT OF THE DOOR:  
 Zadejte max váhu dveří

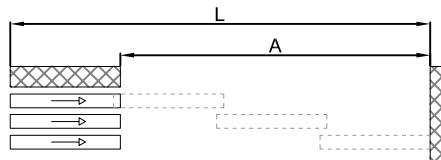
PORTATA 100 Kg  
 Max door Weight 100 Kg  
 Max váha 100 kg

PORTATA 150 Kg  
 Max door Weight 150 Kg  
 Max váha 150 kg

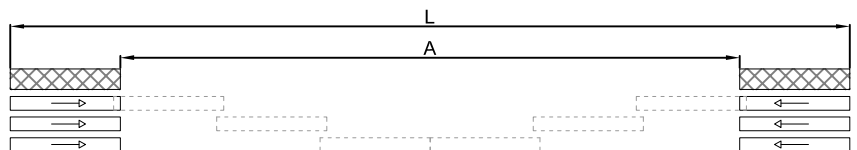
3 VIE  
 TRIPLE  
 TRIPLE



3 ANTE  
 3 DOORS  
 3 dveřní  
 křídla



6 ANTE  
 6 DOORS  
 6 dveřních  
 křidel



INDICARE ALMENO UNA DELLE DUE MISURE:  
 INDICATE AT LEAST ONE OF THE TWO MEASURES:  
 Zadejte rozměry dveřního křídla:

A= \_\_\_\_\_  L= \_\_\_\_\_

INDICARE LA PORTATA:  
 INDICATE THE MAX WEIGHT OF THE DOOR:  
 Zadejte max váhu dveří:

PORTATA 100 Kg  
 Max door Weight 100 Kg  
 Max váha 100 kg

PORTATA 150 Kg  
 Max door Weight 150 Kg  
 Max váha 150 kg