



visions

INSIDE ARCHITECTURE



**Real change is born from the
willingness to look further**

*"I have always wanted to create a
pocket door system which is easy
to install and will last forever.*

*I am inspired by the idea of
constantly improving the
performance of this product,
because I want to satisfy everyone
who sells it, installs it and uses it.*

*This is what drives me and
enables me to always be
Looking Further."*

A handwritten signature in blue ink, reading 'Luigi De Faveri'.

Luigi De Faveri
Founder

01



HOUSE D+M

PROJECT

The challenging demolition and reconstruction of a family duplex in the historic centre of a little town, overlooking the sea

ARCHITECT

Francesco Valentini

LOCATION

Porto San Giorgio (Italy)

YEAR

2021

PRODUCTS

ECLISSE 40
ECLISSE SYNTESIS LINE BATTENTE

02



HOUSE AD

PROJECT

A design project, aimed at reducing and subtracting in materials and colours, shaped the living space of a young family of five

ARCHITECT

Luca Grammauta
U A I G - architettura

LOCATION

Palermo (Italy)

YEAR

2020

PRODUCTS

ECLISSE SYNTESIS LINE
ECLISSE SYNTESIS LINE BATTENTE

03



HOUSE ERRE

PROJECT

Wood, white and earthy hues with black details for a renovation that widen the space and makes the whole look brighter, simple yet sophisticated

DESIGN STUDIO

ZDA | Zupelli Design Architettura

LOCATION

Chiari (Italy)

YEAR

2022

PRODUCTS

ECLISSE SYNTESIS LINE
ECLISSE SYNTESIS LINE BATTENTE

04



THE HOUSE WHERE MUSIC LIVES

PROJECT

A lovely and playful industrial apartment, where natural light plays with colours and contrasts for a welcoming atmosphere

ARCHITECT

Ieva Prunskaitė
PRUSTA LTD
Architecture & Construction

LOCATION

Vilnius (Lithuania)

YEAR

2021

PRODUCTS

ECLISSE SYNTESIS LINE
ECLISSE SYNTESIS LINE BATTENTE

05



OIL MILL L'OLINDA

PROJECT

In the Marche region, central Italy, an ancient olive oil mill surrounded by centuries-old olive groves turns into an agriturismo with lots of character

ENGINEER

Francesca Mazzarini

LOCATION

San Marcello (Italy)

YEAR

2020

PRODUCTS

ECLISSE 40
ECLISSE SYNTESIS LINE BATTENTE

06



HOUSE VALENTINI

PROJECT

In a family home from the 1950s, an attic loft was obtained from the renovation of the roof space previously used as a children's play area and storage room

ARCHITECT

Francesco Valentini

LOCATION

Ancona (Italy)

YEAR

2021

PRODUCTS

ECLISSE 40

07



COSY APARTMENT IN VIENNA

PROJECT

A cold and cramped flat built after the war was redesigned in its layout and personality to become a bright, welcoming home

DESIGN STUDIO

architettura21

LOCATION

Vienna (Austria)


YEAR

2022

PRODUCTS

ECLISSE SYNTESIS LINE BATTENTE

08



HOME OF WARMTH AND JOY

PROJECT

A Nordic-style modern and sophisticated house that is a real sampling of unconventional and fearless choices

ARCHITECT

Ieva Prunskaitė
PRUSTA LTD
Architecture & Construction

LOCATION

Vilnius (Lithuania)

YEAR

2018

PRODUCTS

ECLISSE SYNTESIS LINE BATTENTE

09



OPEN HOUSE

PROJECT
A stunning redesign of a 1920s detached house combines classic and modern style, with an eye to the long term special needs of its residents


DESIGN STUDIO
Cox Architects

LOCATION
Lambeth, London (UK)

YEAR
2019

PRODUCTS
ECLISSE HOIST
ECLISSE UNICO
ECLISSE LUCE

10



PARK HYATT VIENNA

PROJECT
The seat of a banking institution in early 20th century, a majestic 5-star hotel today: the renovation of a monument of the Viennese Art Nouveau

INTERIOR DESIGNER
Colin Finnegan
F.G. Stijl

LOCATION
Vienna (Austria)

YEAR
2014

PRODUCTS
ECLISSE SYNTESIS LINE
ECLISSE SYNTESIS LINE ESTENSIONE

01

HOUSE D+M



Originally a 5-unit building, designed to yield profits, only later was this project turned into a two-family home: the three upper levels for the couple and the lower two, with a small outdoor courtyard, for their daughter's family. It was no easy task for the designer to reconvert the project, with an internal lift but no internal stairs, yet the final result met all the family's needs. The lower flat is distributed in the traditional way, with the living area on the ground floor and bedrooms on the first floor, connected by an internal staircase. The upper flat, on the contrary, is distributed in reverse order with the living area above the bedrooms, to enjoy a better view and make it easier to reach the top level with its terrace, pool and gym.

ECLISSE hinged doors are installed in both flats. Flush-to-wall ECLISSE Syntesis Line Battente models alternate to splayed ECLISSE 40 doors, in an interplay of surfaces which intersect in a chiaroscuro effect that defines the space. A great example is the corridor at the top of the stairs on the first floor, which distributes the accesses to the 3 bedrooms and the bathroom of the night area. The long sides are totally flush thanks to the invisible effect of Syntesis doors while two ECLISSE 40 splays face each other on the short sides, in a dramatic effect. All doors and frames are primer-coated, finished exactly like the wall for seamless, total integration between the door system and the wall.






02



HOUSE AD



In Palermo, Sicily, an eleventh-floor apartment offers so much natural light to a young family with three children who defined their living space through a process of subtraction aimed at giving up the superfluous. The result is a modern, minimalist and sophisticated space which plays with contrasts. The choice of materials follows the orientation towards reduction, limiting the colour choices to the two contrasting alternatives, light and dark. The bold black wall that distinguishes the entrance, made to measure, and the large kitchen island are covered in an opaque finish that is soft to the touch, while the light and warm cream-coloured oak parquet planks links the living and sleeping areas.

Particular attention was paid to the design of the doors to ensure that they did not interfere with the purity of the volumes. For this purpose, ECLISSE Syntesis flush-to-wall hinged doors were chosen and customised on site. The lock was modified so that long vertical solid oak handles could be fitted while the raw primer-coated door panel was lacquered in the same finish as the walls. Of the four ECLISSE Syntesis sliding pocket doors, the ones giving access to the kitchen and to the walk-in wardrobe accommodate framed smoked glass doors, transparent yet discreet. The remaining two, giving access to the bathrooms, are primer-coated and lacquered to match the overall neat finish of the corridor.





03

HOUSE ERRE




Essential, minimalist, harmonious. The *House Erre* project was a structural intervention of interior design, ranging from redesigning the layout of spaces to the choice of colours and finishes, as well as the design of custom-made furniture moulded around the space, to enhance it in the name of simplicity of volumes and continuity of materials.

As regards simplicity, the door leading to the sleeping area, concealed in the kitchen cupboards, embodies the idea of cleanliness and geometric rigour that distinguishes the intervention, while amplifying the accents of rationality and functionality.

Materials, on the other hand, include wood veneer, Canaletto walnut

finishes contrasted with black lacquered inlays, and aluminium and glass elements in the same black tones. The choice of cement resin for floors, bathrooms and even some of the walls and the kitchen island conveys strength, as well as aesthetic purity.

In this context, ECLISSE Syntesis flush-to-wall doors, hinged and pocket, were the natural choice. Raw primer-coated hinged doors, finished like the wall, merge with it and conceal the passageways, granting a flat and uninterrupted wall surface when closed, while the sliding pocket door leading to the master en-suite completely disappears when open, leaving a clean passageway that does not even suggest the presence of a door frame.



04

THE HOUSE WHERE MUSIC LIVES



This newly renovated apartment in Vilnius is home for a young, energetic and creative family, a place where music lives and everything pulses with life. By playing on sharp contrasts, in terms of colours, materials and finishes, the strength of the existing structure was preserved and emphasised. The charismatic monolithic concrete ceilings give a discreet yet solid industrial vibe to the rooms, while the warm, soft nuances of white and pastel colours balance it out in walls and furniture finishes. Windows have been designed to allow for the natural light to penetrate into every corner of this apartment, to brighten it up through wide, clear openings.

The honey-coloured wooden floors connect living and sleeping areas in an unbroken embrace, leaving room for tiling in service areas such as the kitchen and the two bathrooms, functional spaces designed to leave as much room as possible to the living room, where life happens. In this delicate interplay of colours and finishes, ECLISSE Syntesis hinged and pocket doors blend in, ensuring high functional performances while minimising their aesthetic appearance. Totally white and flush to the wall, hinged doors' presence is only revealed by their bold, black handles, while the pocket door of the en-suite disappears entirely when open, sliding into the wall.



05

OIL MILL L'OLINDA



Immersed in over ten hectares of centuries-old olive groves of the L'Olinda farm and oil mill, in central Italy, this accommodation facility stands in a place of peace and tranquillity. An uncontaminated place that as such required special attention, sensitivity and respect for the environment in renovating the main building. In doing so, the designer deliberately combined the "new" with the "traditional". The exposed brickwork of the façade was made using only the bricks from the demolition of the original 19th-century farmhouse and elegantly matches the bleached timber used for the roof and floors, a unicum that lightens the imposing appearance of the structure.

Inside, the agriturismo consists of a large, double-height hall, where olive oil tastings are held, and of five rooms bearing the names of as much traditional olive varieties of the Marche region: *carboncella*, *coroncina*, *raggia*, *rosciola* and *mignola*. In the corridor, access to the rooms is highlighted by the scenographic splays of ECLISSE 40 door frames, which creates a play of chiaroscuro, giving movement to this distributive space. Their inclined profiles and light bronze colouring recall constructive shapes of the past and a sense of architectural solemnity, while featuring a state-of-the-art technology both in their functional role and in their elegant, impactful yet fresh aesthetic presence.







06

HOUSE VALENTINI



A family home from the 1950s in which the architect's family has been living since. Its attic, the classic roof space that covered the entire floor plan of the three-storey house, was originally divided into rooms as if it were to be made habitable, but was never completed. In renovating this floor, the idea was to work with floors, walls and ceilings in a single hue, with natural plaster and a resin cement floor contrasting with the furniture, that stands out with its stronger colours. The choice of natural materials guided the entire project. From the finishes to the furnishings, natural materials and warm tones were preferred, working mainly with "non-colours" that act as backdrop for strong highlights such as the black kitchen elements,

the red couch or the graphite bronze ECLISSE 40 model that gives access to the apartment, welcoming those who descend the stairs and hiding on the other side as a flush to wall door. The subdivision of spaces is rigorous: all interior walls in the living area were eliminated, in order to completely rethink the environment as a neutral box, a container in which to place furniture. Rooms were organized not with new walls but by furnishing separate spaces without closing them off. The kitchen columns, for instance, usually placed in line, are positioned in pairs back to back, making them into a squared monolith that seems to float in space. In fact, all the furniture is designed as to seem hovering above the ground.



07

COSY APARTMENT IN VIENNA




This 1950s flat, built to a very simple standard during post-war reconstruction, offered a very different layout than today's living requirements, with a large windowless entrance hall leading to the various rooms. Now, the living room and kitchen are combined into one airy room and a large full-height opening lets in natural light towards the entrance, which is thus made welcoming and bright. The dining space creates a link between the cooking and sitting areas. Placed along the windowed wall, a long bench acts as a connecting element and invites to sit at the table. Materials and colours are repeated: the table and chairs, pillows and sofa play together in shades of anthracite and delicate pink. The back wall

of the dining area is upholstered and conceals both the credenza and the door to the bedroom area. Here, leading to the master bathroom, is the spacious wardrobe. Even in this compressed space a clever play of mirrors and lights helps to widen the view. To minimise play in volumes and define space with neat surfaces, ECLISSE Syntesis doors were used. All doors had to be part of the wall, functional elements with minimal aesthetic impact. According to this concept, for the wall between living and sleeping areas, where the picture had to be harmonious and create a fairy-tale backdrop, designers opted for the flush-to-wall hinged model, with no external finishes. Details are hidden, only the cut out of the hole is visible.




08

HOME OF WARMTH AND JOY



With the aim of creating a cosy and comfortable home for a young family, the interiors of this Vilnius house were redesigned, sometimes making bold, unconventional decisions. Wood, white plaster and dark tiles are the three elements that are juxtaposed and repeated throughout the home. The few extra details and colours always have a strong decorative function. To lighten the living area, the spiral stair was transformed into an open staircase, with reduced support elements, painted white as the lower part of the steps. The sitting room ceiling required some thought, since the open staircase could make it look like a well. The architect opted for a faceted ceiling that moves gently from one

floor to another. A daring solution that offers a striking view on the living area. In the kitchen, concealed door panels hide the small appliances so that the white, uninterrupted cabinets can create an extremely clean atmosphere. Dominating the stairs, a wall of tempered glass opens on the children's playroom. To keep the surfaces clean, ECLISSE Syntesis Line Battente white flush doors were installed, completely integrated with the surrounding walls and only revealed by their black handles. Versatile and essential, these doors are perfect for minimalist and contemporary Nordic-style interiors, fitting discreetly and without protruding from the wall, blending in completely.





09

OPEN HOUSE



In Lambeth, London, the 1920s house of a family of four underwent a thorough renovation which maintained the traditional look of the property in the front while completely rethinking the back, by the expansion of the living area and the addition of a terrace, a new element that helped give the family more freedom and space. In doing so, a key renovation point to consider was meeting the long-term care needs of Poppy, the youngest daughter. Cared for in every aspect, the house reflects a modern character, while featuring typical traits of a classic English taste such as the profiles and moldings of the door of the study room and the walls in dark green tones that create a warm and welcoming atmosphere.

To accommodate Poppy's needs, an elevator and a motorized ceiling lift were installed while the home's two bathrooms were made accessible. Two bedrooms were added on the second floor, designed to be barrier-free. For the access to the bathrooms and the bedroom, ECLISSE sliding pocket door systems were installed, to solve the problem of clutter when opening normal hinged doors while allowing quick access to each room. In addition to that, the ECLISSE Hoist system allowed the installation of a pocket door in conjunction with the track of the motorized rail lifting device. This makes the handling and care of the person much easier and effective.





10

PARK HYATT VIENNA



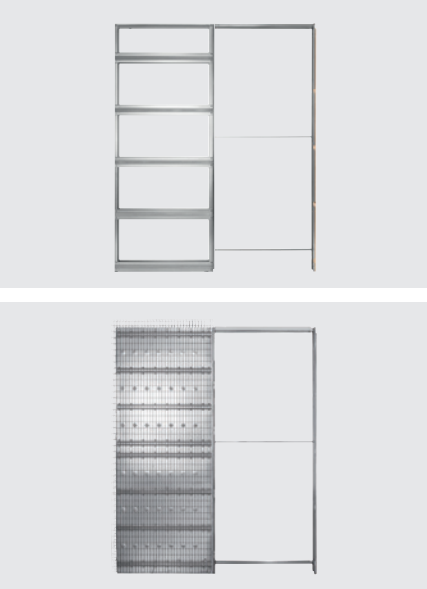
The Park Hyatt Vienna hotel is a stately residence which combines modern luxury with elegance from a grandiose historical period. Built in early 20th century in Vienna's 'Golden District' as seat of a banking institution, it was an artistic monument of Art Nouveau. Today, as a protected building, its renovation had to preserve the construction's historical heritage down to the last detail. Ceilings, walls and panelling were removed and reassembled with a skillful handling of stucco, wood and stone, as well as metal and glass. Marble, antique bronze and dark walnut wood provide a luxurious and opulent ambience while onyx and mother-of-pearl details create highlights and radiant reflections.

For the project to succeed, not only did the historical elements have to be carefully restored or faithfully recreated, but also modern systems for safety and comfort had to be integrated seamlessly. In that sense, ECLISSE Syntesis flush-to-wall sliding pocket doors were the perfect choice to divide rooms while making perfect use of the space that was reclaimed. By disappearing inside the wall when opened, they don't interfere with the interior design, allowing instead for additional surface area on the adjacent sides of the wall. Flawless operation and total aesthetic versatility. The hotel was awarded the Prix Villégiature Award as the best hotel architecture and interior design in Europe.



FEATURED PRODUCTS

ECLISSE
UNICO



ECLISSE
CLASSIC COLLECTION


PRODUCT:
Sliding pocket door system
with jambs and architraves
for single wooden and glass doors

VERSIONS:
Stud wall / Solid wall

ACCESSORIES:
Soft closer
Self-closing system
Motorisation
ECLISSE Push&Pull C

PRODUCT VARIANTS:
ECLISSE LUCE - for light points
ECLISSE HOIST - for rail lifting devices
ECLISSE ACOUSTIC - for soundproofing

ECLISSE
LUCE



ECLISSE
CLASSIC COLLECTION


PRODUCT:
Wiring-ready sliding pocket door system
with jambs and architraves
for single wooden and glass doors

VERSIONS:
Stud wall / Solid wall

ACCESSORIES:
Soft closer
Self-closing system
Motorisation
ECLISSE Push&Pull C

PRODUCT VARIANTS:
ECLISSE HOIST - for rail lifting devices
ECLISSE ACOUSTIC - for soundproofing

ECLISSE
SYNTESIS LINE



ECLISSE
SYNTESIS COLLECTION


PRODUCT:
Flush sliding pocket door system
without jambs and architraves
for single wooden and glass doors

VERSIONS:
Stud wall / Solid wall

ACCESSORIES:
Soft closer
ECLISSE Push&Pull S
ECLISSE Vitro - for glass doors

PRODUCT VARIANTS:
ECLISSE SYNTESIS LUCE - for light points

ECLISSE
SYNTESIS LINE
ESTENSIONE



ECLISSE
SYNTESIS COLLECTION

PRODUCT:
Flush sliding pocket door system
without jambs and architraves
for double wooden and glass doors

VERSIONS:
Stud wall / Solid wall

ACCESSORIES:
Double door coordination
Soft closer
ECLISSE Push&Pull S
ECLISSE Vitro - for glass doors

PRODUCT VARIANTS:
ECLISSE SYNTESIS LUCE ESTENSIONE -
for light points

FEATURED PRODUCTS

ECLISSE
SYNTESIS LINE
BATTENTE



ECLISSE
SYNTESIS COLLECTION

PRODUCT:
Frame and door set* for
flush single and double hinged door
without jambs and architrave
Also suitable for glass doors

VERSIONS:
Push door / Pull door
With header / Without header**
Universal frame for stud and solid wall

ACCESSORIES:
Door closer
Door-closing hinge

PRODUCT VARIANTS:
Single door frame with sloping header
Single door frame with provision for electric
striker

ECLISSE
40



ECLISSE
40 COLLECTION

PRODUCT:
Frame and door set* for
splayed single and double hinged door
flush on the opposite side
without jambs and architrave
Also suitable for glass doors

VERSIONS:
Push door / Pull door
With header / Without header**
Universal frame for stud and solid wall

ACCESSORIES:
Door-closing hinge

PRODUCT VARIANTS:
Painted in various colours
Primer-coated - ready to be painted

* Door panels are optional
** Double door frame only available with header

* Door panels are optional
** Double door frame only available with header

GET FEATURED ON VISIONS!

Would you like to see your latest project in the next VISIONS?
Get in touch with us and tell us more about it.

We would love to receive a few details about yourself, a description of the project, floor plans and drawings.
Which ECLISSE products did you choose and why?

Contact email:
marketing@eclisse.it

OUR SINCERE THANKS TO

Ph. Enrico Dal Zotto
for the images of
HOUSE D+M
OIL MILL L'OLINDA
HOUSE VALENTINI

Arch. Nanni Culotta
for the images of
HOUSE AD

Ph. Matteo Sturla
for the images of
HOUSE ERRE

GSV Group, UAB. Vituko duryš
Ph. Leonas Garbačauskas
Ph. Simonas Linkevičius
for the images of
the Lithuanian projects

Ph. Matt Clayton Photography
for the images of
OPEN HOUSE

Ph. Leonhard Hilzensauer
for the images of
COSY APARTMENT IN VIENNA

Park Hyatt Vienna
Ph. Romana Fürnkranz
for the images of
PARK HYATT VIENNA

All architects and designers
for their creativity

All the owners of the various locations
for their cooperation

OUR SUBSIDIARIES

- ECLISSE **ITALIA**
- ECLISSE **Brasil**
- ECLISSE **Česká Republika**
- ECLISSE **Deutschland**
- ECLISSE **España**
- ECLISSE **France**
- ECLISSE **Österreich**
- ECLISSE **Polska**
- ECLISSE **România**
- ECLISSE **Slovenská Republika**
- ECLISSE **United Kingdom**

OUR OFFICIAL DISTRIBUTORS ARE IN

- Belgium
- Bielorussia
- Denmark
- Estonia
- Finland
- Hungary
- India
- Latvia
- Lithuania
- Luxembourg
- Morocco
- Netherlands
- Russia
- Tunisia
- Serbia
- Sweden
- Switzerland
- Turkey

Find your nearest distributor in the Dealer Locator page at www.eclisse.com/en/dealer-locator/



Via Giovanni Pascoli, 7 - 31053 Pieve di Soligo, Treviso, ITALY - T. +39 0438 980 513
eclipse@eclipse.it - international.sales@eclipse.it
www.eclipse.it - www.eclipse.com